

A QUARTER REVIEW:

While the bond market was essentially unchanged point-to-point during the second quarter, there was meaningful intra-quarter volatility. Rates rose in early April as the market continued to reassess the odds of rate cuts this year. By May, however, a string of weaker-than-expected economic data pushed rates lower and brought potential Fed easing back into focus. Most notably, the labor market has shown more convincing signs of normalization, with the unemployment rate cresting above 4% for the first time since November 2021. As a result, investment grade credit spreads closed the quarter up 9 basis points from their lows – the first quarterly increase in spreads since Q1 2023. High yield bond spreads remain tight to fair value in our view, although they did rise by 10 basis points during the quarter. By all accounts, the economy is far from a free fall, but perhaps high rates are starting to leave their mark.

CONTRIBUTORS	DETRACTORS
CORPORATE SECTOR ALLOCATION	NON-PARALLEL
OVERWEIGHT FINANCIALS	
UNDERWEIGHT MBS	

ATTRIBUTION			
	JOHNSON	BLOOMBERG US AGGREGATE	DIFFERENCE
DURATION	-1.13%	-1.13%	0.00%
NON-PARALLEL	0.15%	0.16%	-0.01%
OTHER RATES	0.03%	0.03%	0.00%
SECTOR/QUALITY	-0.03%	-0.11%	0.07%
SELECTION	0.06%	-0.02%	0.07%
INCOME	1.39%	1.24%	0.14%

PERFORMANCE						
	QTD	1YR	3YR	5YR	7YR	10YR
JOHNSON (GROSS)	0.34%	3.38%	-2.74%	0.46%	1.51%	N/A
JOHNSON (NET)	0.23%	2.92%	-3.18%	0.01%	1.05%	N/A
BLOOMBERG US AGGREGATE	0.07%	2.63%	-3.02%	-0.23%	0.86%	N/A

PERFORMANCE SUMMARY:

The Johnson Core Plus Fixed Income Strategy returned 0.23% net of fees during the second quarter, outperforming the Bloomberg Aggregate Index, which rose just 0.07%. Performance drivers were similar to our Core Fixed Income Strategy. Relative outperformance was driven by our underweight to long duration corporate bonds, which underperformed duration-matched Treasuries by 57 basis points. Our emphasis on intermediate-maturity corporates, which outperformed their duration-matched government peers by 23 basis points during the quarter, was an added benefit. In addition, the Core Plus Strategy benefited from its income advantage over the Index, due in large part to its allocation to select high-quality high yield offerings. The Strategy remains overweight high-quality financials, which outperformed industrials and utilities. Finally, we remain underweight Agency MBS, which continued to underperform during the quarter. Additionally, selection amongst the MBS sector added further benefit as the Strategy's emphasis on more positively convex structure outperformed. Duration was mostly neutral to portfolio performance during the second quarter as interest rates remained in a tight range point to point.

MARKET OUTLOOK AND PORTFOLIO POSITIONING:


We continue to adopt a more defensive outlook on the market and the economy. For several quarters, leading economic indicators such as the yield curve and the Conference Board's LEI's have been sending warning signs about a potential slowdown. Recently, labor market data has also shown signs of moderation, suggesting perhaps the Fed's restrictive policy stance is finally starting to cool economic growth. At the same time, credit spreads remain historically tight – further reinforcing more defensive portfolio positioning. As such, we remain below average in exposure to spread product and modestly longer portfolio duration than the benchmark. While the Core Plus Strategy remains invested in certain high yield credits, our allocation to the sector remains below our long-term target given our defensive posture, and we continue to favor BBB-rated investment grade credits as a better combination of yield spread and credit quality.

PORTFOLIO SUMMARY

	JOHNSON	BLOOMBERG US AGGREGATE
COUPON	3.65%	3.30%
YIELD TO MATURITY	5.35%	5.00%
WEIGHTED AVG. MATURITY (IN YEARS)	6.97	8.45
WEIGHTED AVG. DURATION (IN YEARS)	6.44	6.13
CONVEXITY	0.22	0.27

OUR FIXED INCOME STRATEGY TEAM:


Jason Jackman, CFA
Chief Executive Officer, Principal




Michael Leisring, CFA
Chief Investment Officer -Fixed Income,
Portfolio Manager, Principal



Brandon Zureick, CFA
Managing Director & Portfolio
Manager, Principal



David Theobald, CFA
Senior Portfolio Manager,
Principal



Ryan Martin, CFA
Portfolio Manager, Principal

Our primary objective across all duration mandates is to outperform the market with comparable volatility by utilizing our proprietary and unique Quality Yield approach and the deep experience and continuity of our investment team.

For more information on our products and services, please contact a member of the our Sales & Client Service Team at 513.389.2770 or info@johnsonasset.com.



Johnson Asset Management (JAM) is a division of Johnson Investment Counsel, Inc. ("JIC"), an independent and privately owned Midwestern based investment advisory firm registered with the Securities and Exchange Commission. Johnson Asset Management manages institutional separate account portfolios for a wide variety of for-profit and nonprofit organizations, public agencies, public and private retirement plans, and personal trusts of all sizes. It may also serve as sub-adviser for mutual funds. JIC's fees are available upon request and may be found in our Form ADV Part 2A. Performance data quoted herein represents past performance. Past performance does not guarantee or indicate future results. All data is current as of June 30, 2024 unless otherwise noted. Returns and net asset value will fluctuate. To determine if this strategy is appropriate for you, carefully consider the investment objectives, risk factors, and expenses before investing. Individual account management and construction will vary depending on each client's investment needs and objectives. Investments employing JIC's strategies are NOT insured by the FDIC or by any other Federal Government Agency, are NOT Bank deposits, are NOT guaranteed by any Bank or any Bank affiliate, and MAY lose value, including possible loss of principal. Johnson Asset Management claims compliance with the Global Investment Performance Standards. The Institutional Core composite includes all fee paying, fully discretionary, actively managed institutional fixed income portfolios with a minimum value of \$500,000 and an investment objective of broad investment grade, taxable fixed income, benchmarked against the Bloomberg U.S. Aggregate Index. The US Aggregate Bond Index is a broad-based flagship benchmark that measures the investment grade, US dollar denominated, fixed-rate taxable bond market. JAM's policies for valuing portfolios, calculating performance and preparing compliant presentations, as well as a complete list of composite descriptions are available upon request. Please contact our office at 513.389.2770 or 3777 West Fork Road, Cincinnati, OH 45247. All returns reflect the reinvestment of investment income (dividends and/or interest) and capital gains. Valuations and returns are stated in U.S. dollars. Trade date accounting is used. Portfolio returns are calculated using time weighted return methodology on a monthly basis. Net returns shown reflect gross performance less the highest fee schedule for this strategy. Actual client returns would also be reduced by brokerage commissions, custodial fees, and other client paid expenses detailed in JIC's Form ADV Part 2A.